

SONY

LCD Data Projector

VPL-FX50





simulated picture



simulated picture

The new Sony VPL-FX50 LCD Data Projector,

where style meets innovation.



**Providing presentations
and video images with
an extra edge of brilliance.**

Whether for the boardroom, business conferences, seminars or school education, the VPL-FX50 lets you captivate audiences with a new world of breathtaking image quality and multimedia presentations.

Seen from any angle, this beautifully designed projector brings an elegant and stylish addition to any display environment.

Outstanding functionality, including Sony original software and a networking capability, means you can show your presentations and image files from anywhere with impressive ease.

Features

Outstanding Brightness

The Sony VPL-FX50 LCD Data Projector achieves the outstanding brightness of 3500 ANSI lumens for dynamic, large-screen displays. The high aperture ratio 1.3-inch LCD panels, together with a Micro Lens Array, provides significant light transmission efficiency. Combining this advanced Sony LCD technology with a new 250 W UHP lamp brings high-impact images with stunning color fidelity on screens of up to 300 inches*.



* Viewable area, measured diagonally.

Elegant Design

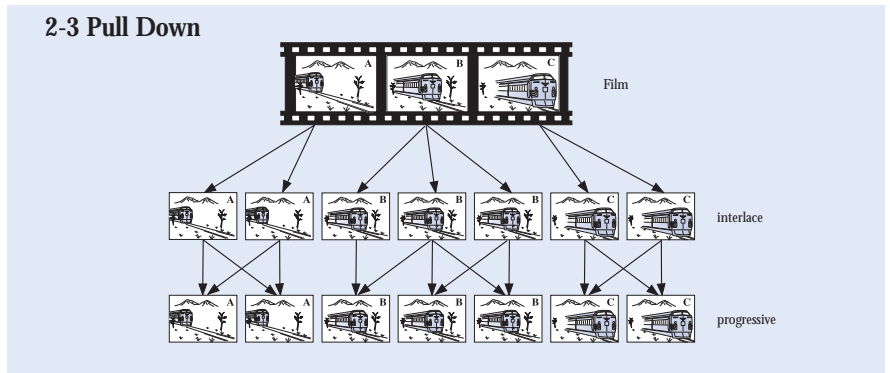
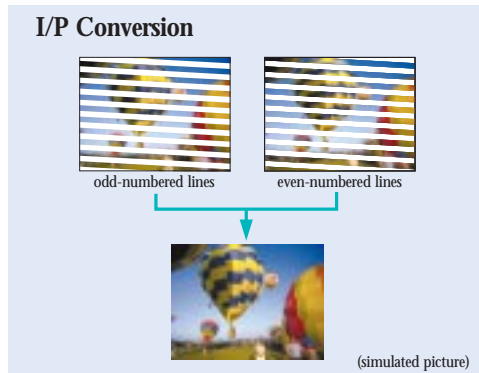
The VPL-FX50 is attractive not only for its beautiful projected images but also for its simple yet sophisticated design, making a statement even before it's turned on. The exhaust and the connector panel are located on the front of the unit so that the projector will smoothly blend with the installation scene. It is also designed with symmetry in mind, with the lens in the center offering simple, balanced installation design.

High Quality and Performance

High-Quality Video Images

The unique Sony video enhancing technology generates high-quality images of outstanding clarity. For video sources, I/P (Interlace/Progressive) conversion is applied to interlace signals to project clear and sharp progressive images.

When displaying film-originated sources, signals converted by 2-3 pull down are detected, and each frame of the original film is reproduced accurately.



RGB Enhancer

The RGB Enhancer can be adjusted from the On-Screen Display, for enriched and crisp RGB image reproduction.

3D Gamma Correction

10 bit 3D Gamma Correction circuitry performs highly accurate gamma correction to give uniform image color and brightness that extend right to the corners of the screen.



Features

Installation Flexibility

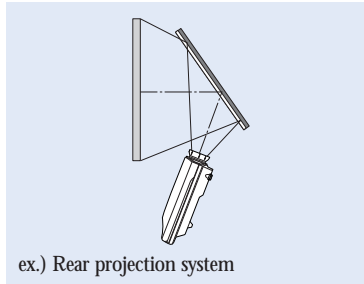
Power Zoom/Focus/Picture Shift

The Zoom, Focus and Picture Shift functions of the supplied power-operated lens can be controlled from both the projector control panel and the supplied remote control unit*. Images can be easily adjusted to the desired settings.

* Optional lenses support only the Picture Shift function.

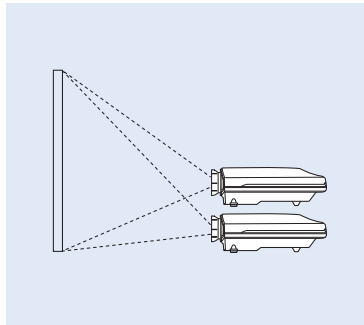
Back to Front Tilt

The VPL-FX50 can be tilted 90 degrees upwards/downwards. This flexibility greatly expands application possibilities.



Stacking Capability

The VPL-FX50 can be twin-stacked for applications that require double the light output*. The pictures from the two projectors are matched using their Picture Shift function.




* The optional VPLL-FM21 projection lens cannot be used when the VPL-FX50 is stacked.

Various Inputs

The VPL-FX50 accepts a wide variety of input signals, including video, S video, DTV and HDTV as well as computer signals up to UXGA (fV: 60 Hz), to expand its system connection possibilities. It also has a DVI input to take advantage of the new standard for the direct transfer of digital/analog signals from a PC.


Digital Keystone Adjustment

Keystone distortion of up to ± 20 degrees can be digitally corrected via the On-Screen Display so that detailed images with correct geometry can be projected even when installation space is limited.



Variety of Lenses

The VPL-FX50 is supplied with a power lens as standard, with three alternative lens types available as options. This choice of lenses enables the VPL-FX50 to be installed in a wide range of applications – from long-distance projection in large auditoriums to short-distance rear projection applications.



Projection Lens
VPLL-FM21

Projection Lens
VPLL-ZM31

Projection Lens
VPLL-ZM101



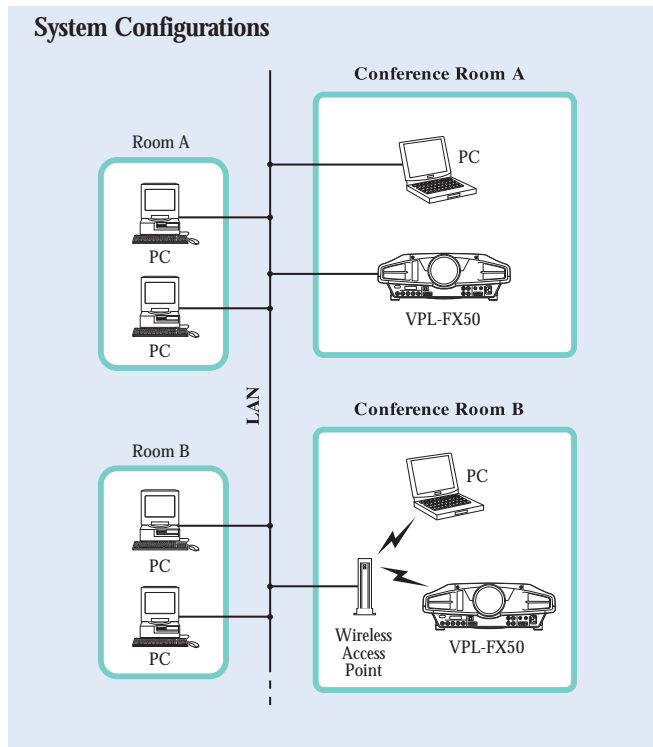
Network Capability

LAN Connection

The VPL-FX50 includes a 10Base-T Ethernet interface for LAN (Local Area Network) connection. A wireless LAN system can be provided by inserting a wireless LAN PC Card into the PC Card slot (Type II)*1*2.

*1 An Access Point is required for a wireless system.

*2 Recommended LAN PC Card, Wireless LAN PC Card, Memory Card and Access Point may vary by area. For details, please contact your nearest Sony office.



Projector Control via Web Browser

Any PC within the same LAN can communicate with the VPL-FX50 via a web browser*. Operating presentations (Presentation Viewer and Image Viewer), organizing files (File Manager), and controlling the projector and projector setup parameters can all be done from PCs in different locations.

* System requirements

OS: Microsoft® Windows® 98, Windows 98 SE or Windows 2000

Web browser: Internet Explorer 4.0 or later or Netscape® Communicator 4.5 or later.



Presentation Viewer:
for preparing and running Microsoft PowerPoint® files



Image Viewer:
for preparing and running JPEG/GIF/BMP/PNG files



File Manager:
for adding and deleting presentation files in the projector memory



Projector Setup:
for network, wireless LAN setting, etc.

Effective Projector Presentations

PC-less presentations can be made using the Sony original Presentation Viewer or Image Viewer application software pre-installed in the VPL-FX50. You can also access the Internet directly from the projector with the pre-installed web browser.



Image Viewer

The VPL-FX50 has memory storage that enables presentation files to be saved in the projector prior to conferences or other types of event. There is also a PC Card slot for PC Card presentations.

Features

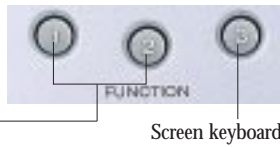
Others

Multi-Function Remote Control Unit

The supplied RM-PJM50 remote control unit is useful for both projector setup and presentations. Items such as lens control, mouse function, Digital Zoom function and Freeze function can be operated from this wireless control unit. The built-in laser pointer is a useful function for effective presentations. Also the Function keys on the remote control unit provides easy startup of the network functions. Network application can be launched with a single push of a button.



2 settings can be saved
(Presentation Viewer, Image Viewer, Internet browser, etc.)



Digital Zoom

With the 4-times Digital Zoom, one section of the presentation can be zoomed in for a closer look to assist in conveying a clear message.

Freeze

For smart presentations, the Freeze function displays a freeze-frame while you are preparing or switching to the next image.

APA (Auto Pixel Alignment)

Dot phase and image size or shift can be automatically adjusted to their optimal settings just by pressing the APA button.

Lamp Power Selection

Lamp power is selectable via the On-Screen Display to suit the projector environment. When set to Low, the lamp provides an image brightness of 2700 ANSI lumens, and its life is extended to 1.5 times that of the Normal mode.

Low Fan Noise

The VPL-FX50 realizes low fan noise for undisturbed, smooth presentations.

OSD

The On-Screen Display for projector control is available in seven languages: English, French, Spanish, German, Italian, Japanese and Chinese.



Optional Accessories



Projector Lamp (for replacement)
LMP-F250



Suspension Support
PSS-620



100-inch Flat Screen
VPS-100FH
120-inch Flat Screen
VPS-120FH



Video Signal Cables
SMF-400
HD D-sub 15-pin to 5 BNC
SMF-410
HD D-sub 15-pin to HD D-sub 15-pin
Signal Adaptor
ADP-20
Macintosh® to VGA

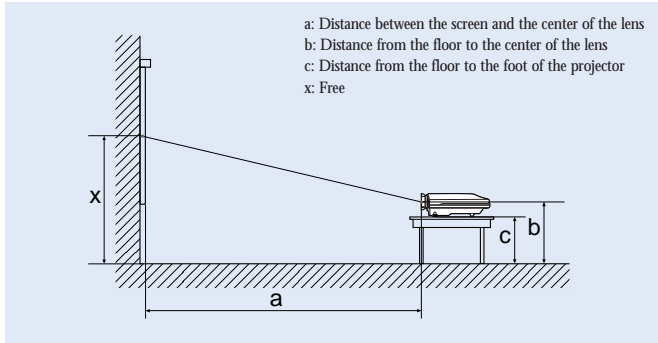
	Fixed Short Focus Lens	Zoom Short Focus Lens		Zoom Long Focus Lens	
	VPLL-FM21	VPLL-ZM31		VPLL-ZM101	
F	2.0	1.9-2.0		2.0-2.6	
Throw ratio*1	0.9:1	1.55-1.7:1		3.3-5.0:1	
Zoom	—	x 1.1		x 1.5	
Throwing Distance		Wide	Tele	Wide	Tele
Screen size*2					
40-inch	690 mm	1190 mm	1250 mm	2600 mm	3890 mm
60-inch	1080 mm	1840 mm	1940 mm	4000 mm	5940 mm
80-inch	1460 mm	2490 mm	2620 mm	5410 mm	7980 mm
100-inch	1850 mm	3150 mm	3300 mm	6810 mm	10030 mm
120-inch	2240 mm	3800 mm	3980 mm	8220 mm	12080 mm
150-inch	2820 mm	4780 mm	5000 mm	10330 mm	15150 mm
200-inch	3780 mm	6410 mm	6710 mm	13840 mm	20270 mm
250-inch	4750 mm	8050 mm	8410 mm	17350 mm	25380 mm
300-inch	5720 mm	9680 mm	10120 mm	20870 mm	30500 mm

*1 Distance between the center of the projector lens and the screen, divided by the screen width.

*2 Viewable area, measured diagonally.

Installation Data

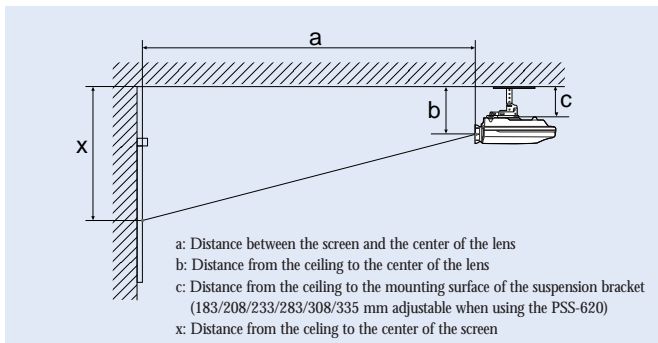
Floor Installation



Screen size*	40	60	80	100	120	150	200	250	300	
a	min	mm 1490 (inches 58 3/4)	mm 2280 (89 7/8)	mm 3060 (120 1/2)	mm 3850 (151 5/8)	mm 4630 (182 3/8)	mm 5810 (228 7/8)	mm 7770 (306)	mm 9730 (383 1/8)	mm 11690 (460 3/8)
	max	mm 1820 (71 3/4)	mm 2780 (109 1/2)	mm 3740 (147 3/8)	mm 4700 (185 1/8)	mm 5660 (222 7/8)	mm 7100 (279 5/8)	mm 9500 (374 1/8)	mm 11900 (468 5/8)	mm 14300 (563 1/8)
b	min	mm x-305 (inches x-12 1/8)	mm x-457 (x-18)	mm x-610 (x-24 1/8)	mm x-762 (x-30)	mm x-914 (x-36)	mm x-1143 (x-45)	mm x-1524 (x-60)	mm x-1905 (x-75 1/8)	mm x-2286 (x-90 1/8)
	max	x								
c	min	mm x-415 (inches x-16 3/8)	mm x-567 (x-22 3/8)	mm x-720 (x-28 3/8)	mm x-872 (x-34 3/8)	mm x-1024 (x-40 3/8)	mm x-1253 (x-49 3/8)	mm x-1634 (x-64 3/8)	mm x-2015 (x-79 11/32)	mm x-2396 (x-94 3/8)
	max	mm x-100 (inches x-4)								

* Viewable area, measured diagonally.

Ceiling Mount Installation



Screen size*	40	60	80	100	120	150	200	250	300	
a	min	mm 1490 (inches 58 3/4)	mm 2280 (89 7/8)	mm 3060 (120 1/2)	mm 3850 (151 5/8)	mm 4630 (182 3/8)	mm 5810 (228 7/8)	mm 7770 (306)	mm 9730 (383 1/8)	mm 11690 (460 3/8)
	max	mm 1820 (71 3/4)	mm 2780 (109 1/2)	mm 3740 (147 3/8)	mm 4700 (185 1/8)	mm 5660 (222 7/8)	mm 7100 (279 5/8)	mm 9500 (374 1/8)	mm 11900 (468 5/8)	mm 14300 (563 1/8)
b	min	mm c+91.4 (inches c+3 5/8)								
	max	mm c+101.4 (inches c+4)								
x	min	mm c+100 (inches c+4)								
	max	mm c+406 (c+16)	mm c+558 (c+22)	mm c+711 (c+28)	mm c+863 (c+34)	mm c+1015 (c+40)	mm c+1244 (c+49)	mm c+1625 (c+64)	mm c+2006 (c+79)	mm c+2387 (c+94)

* Viewable area, measured diagonally.

Signal Data

HDTV and DTV Signal Chart

System	Scanning Rate (kHz)	Frame Rate (Hz)*	Scanning Format	Aspect	Standard
480/60p	31.5	60	Progressive	16:9/4:3	SMPTE 293M
720/60p	45	60	Progressive	16:9	SMPTE 296M
720/50p	37.5	50	Progressive	16:9	—
1080/60i	33.75	30	2:1 Interlace	16:9	SMPTE 274M/BTA S-001B
1080/50i	28.13	50	2:1 Interlace	16:9	SMPTE 274M

* Each of the above frame rates is also compatible with 1/1.001.

Preset Signal Chart

No.	Resolution	fH	fV	H/V	
1	VIDEO 60Hz	15.734	59.940	N/N	
2	VIDEO 50Hz	15.625	50.000	N/N	
3	480/60i	15.734	59.940	SonG	
4	575/50i	15.625	50.000	SonG	
5	1080/60i	33.750	60.000	SonG	
6	640x350	VGA-1	31.469	70.086	P/N
7		VGA VESA 85	37.861	85.080	P/N
8	640x400	NEC PC98	24.823	56.416	N/N
9		VGA-2/VESA 70	31.469	70.086	N/P
10		VGA VESA 85	37.861	85.080	N/P
11	640x480	VGA VESA 60	31.469	59.940	N/N
12		Mac 13	35.000	66.667	N/N
13		VGA VESA 72	37.861	72.809	N/N
14		VGA VESA 75	37.500	75.000	N/N
15		VGA VESA 85	43.269	85.008	N/N
16	800x600	SVGA VESA 56	35.156	56.250	P/P
17		SVGA VESA 60	37.879	60.317	P/P
18		SVGA VESA 72	48.077	72.188	P/P
19		SVGA VESA 75	46.875	75.000	P/P
20		SVGA VESA 85	53.674	85.061	P/P
21	832x624	Mac 16	49.724	74.550	N/N
22	1024x768	XGA VESA 43	35.524	43.479	P/P
23		XGA VESA 60	48.363	60.004	N/N
24		XGA VESA 70	56.476	69.955	N/N
25		XGA VESA 75	60.023	75.029	P/P
26	1152x864	XGA VESA 85	68.677	84.997	P/P
27		SXGA VESA 70	63.995	70.019	P/P
28		SXGA VESA 75	67.500	75.000	P/P
29	1152x900	SXGA VESA 85	77.487	85.057	P/P
30		SUN LO	61.795	65.960	N/N
31	1280x960	SUN HI	71.713	76.047	Cneg (N/P)
32		SXGA VESA 60	60.000	60.000	P/P
33	1280x1024	SXGA VESA 75	75.000	75.000	P/P
34		SXGA VESA 43	46.433	43.436	P/P
35	1600x1200	SGL-5	53.316	50.062	SonG (P/P)
36		SXGA VESA 60	63.974	60.013	P/P
37		SXGA VESA75	79.976	75.025	P/P
38		SXGA VESA85	91.146	85.024	P/P
39	UXGA VESA60	75.000	60.000	P/P	
43	P. Component 480/60p	480/60p (2xNTSC)	31.470	60.000	SonG
44	575/50p	575/50p (2xPAL)	31.250	50.000	SonG
45	1080/50i	1080/50i	28.130	50.000	
47	720/60p	720/60p	45.000	60.000	
48	720/50p	720/50p	37.500	50.000	

Specifications

OPTICAL	
Projection system	3 LCD panels, 1 lens projection system
LCD panel	1.3-inch p-Si TFT LCD panel with Micro Lens Array 2,359,296 pixels (786,432 pixels x 3)
Projection lens	Approx. 1.3 times zoom lens, F1.7 to 2.0, f36.6 to 47.8 mm
Lamp	250 W UHP lamp
Screen coverage	40 to 300 inches (viewable area, measured diagonally)
Light output	3500 ANSI lumens*1
SIGNALS	
Color system	NTSC, PAL, SECAM, NTSC4.43, PAL-M, PAL-N (automatically/manually selected)
Resolution	VIDEO: 750 TV lines, RGB: 1024 x 768 pixels
Acceptable signals	RGB (fH: 15 to 91 kHz, fV: 43 to 85 Hz), 15 kHz component 50/60 Hz system, Progressive component 50/60 Hz system, DTV/HDTV, Composite video, S video
GENERAL	
Cabinet color	White
Power requirements	AC 100 to 240 V, 50/60 Hz
Power consumption	Max. 360 W, Standby 4.3 W
Operation temperature	0 to 40 °C (32 to 104 °F)
Operating humidity	35 to 85 %
Dimensions	480 (W) x 167 (H) x 502 (D) mm (19 x 6 5/8 x 19 7/8 inches)
Mass	Approx. 10.5 kg (23 lb 2 oz)
Heat dissipation	1228.6 BTU
INPUTS/OUTPUTS	
VIDEO IN	Loop-through BNC type 1.0 Vp-p ±2 dB, sync negative, 75 Ω
S VIDEO	Loop-through Mini DIN 4-pin (male) 1.0 Vp-p ±2 dB, sync negative, 75 Ω
Y	Burst 0.286 Vp-p ±2 dB (NTSC), 75 Ω or 0.3 Vp-p ±2 dB (PAL), 75 Ω
C	
INPUT A	
Analog RGB/Component	5 BNC (female)
R/R-Y	0.7 Vp-p ±2 dB, positive, 75 Ω
G	0.7 Vp-p ±2 dB, positive, 75 Ω
G with Sync/Y	1.0 Vp-p ±2 dB, sync negative, 75 Ω
B/B-Y	0.7 Vp-p ±2 dB, positive, 75 Ω
SYNC/HD	
Composite sync	1.0 to 5.0 Vp-p, high impedance positive/negative
Horizontal sync	1.0 to 5.0 Vp-p, high impedance positive/negative
VD	
Vertical sync	1.0 to 5.0 Vp-p, high impedance positive/negative
INPUT B	
Digital/Analog RGB	DVI-I (TMDS)
INPUT C	
ETHER	10BASE-T
PC Card slot	PC Card slot Type II

MONITOR OUT	HD D-sub 15-pin (female) R/R-Y, G/Y, B/B-Y: Gain Unity, 75 Ω SYNC/HD, VD: 4.0 Vp-p (open), 1.0 Vp-p (75 Ω)
RS-232C	D-sub 9-pin (female)
CONTROL S IN / PLUG IN POWER	Stereo mini jack 5.0 Vp-p Plug in power DC 5 V maximum output 60 mA
TRIG	Mini jack POWER ON: 12 V output impedance 4.7 kΩ POWER OFF: 0 V

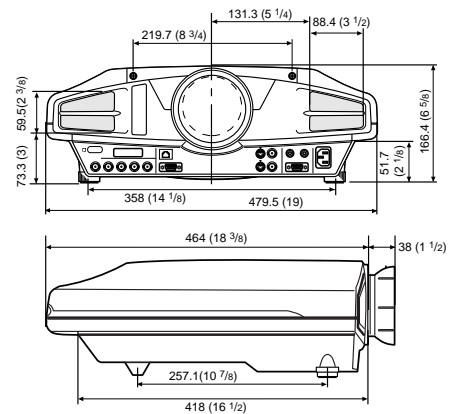
SAFETY REGULATIONS

UL1950, cUL1950, DHHS (Laser), DNHW (Laser), FCC Class A,
IC Class A, EN60 950 (NEMKO), CE, EN60 835-1 (Laser),
C-Tick, CCIB, VCCI class B, JEIDA

ACCESSORIES

Supplied accessories	Remote Commander RM-PJM50*2 AA size Battery (2) Lens Cap Strap for Remote Commander Operation Manual Operation Manual for Networking Installation Manual for Dealers
Optional accessories	Projector Lamp (for replacement) LMP-F250 Fixed Short Focus Lens VPLL-FM21 1.1 times zoom Short Focus Lens VPLL-ZM31 1.5 times zoom Long Focus Lens VPLL-ZM101 Suspension Support PSS-620 Signal Adaptor ADP-20 (Macintosh to VGA) Signal Cable SMF-400/410

DIMENSIONS



unit: mm (inches)

*1 ANSI lumens is a measuring method of the American National Standards Institute ANSI IT7.228.

*2 Laser Type: Class II
Wavelength: 645 nm
Output: 1 mW



©2001 Sony Corporation. All rights reserved.

Reproduction in whole or in part without permission is prohibited.

Features and specifications are subject to change without notice.

All non-metric weights and measures are approximate.

Sony is a registered trademark of Sony Corporation.

Microsoft, PowerPoint and Windows are registered trademarks of Microsoft Corporation.

Netscape is a registered trademark of Netscape Communications Corporation.

Macintosh is a registered trademark of Apple Computer, Inc.

Distributed by