

PROJECTOR
EB-1750/1760W/1770W/1775W

EPSON
EXCEED YOUR VISION

**Your slimmest, lightest,
yet powerful
presentation partner**



The EB-1700 series is Epson's most compact projector to date, offering seamless connectivity and harnesses Epson's latest 3LCD technology to deliver bright, high-quality, graphics-rich multimedia presentations in brilliant colours.

- **Ultra-portable with slim and sleek design**
The slimmest and most lightweight model that provides a highly portable business solution
- **Superb picture reproduction in bright lit rooms**
Powerful brightness of 2600-3000lm delivers clear and crisp images even in bright rooms
- **Long lamp life and simple maintenance features**
Easy to replace when required and keep operating costs low
- **Versatile connectivity options**
Choose from wireless, USB display and HDMI terminal to project PC images at any venue and setting



The EB-1700 series is Epson's most compact projector to date, offering seamless connectivity and harnesses Epson's latest 3LCD technology to deliver bright, high-quality, graphics-rich multimedia presentations in brilliant colours.



EB-1750/1760W/1770W/1775W

ULTRA-PORTABLE WITH SLIM AND SLEEK DESIGN

Are you limiting your presentations to your clients' on-site facilities? With the new EB-1700 series, you no longer have to. This ultimate projector for mobile presentations is so compact, slender and lightweight, that you can simply slip it into your bag and go.



LONG LAMP LIFE AND SIMPLE MAINTENANCE FEATURES KEEP OPERATING COSTS LOW

Enjoy greater cost savings and ease of maintenance with its Epson proprietary lamp. Designed to optimise light output, this highly efficient long-lasting lamp delivers noticeably sharper images to give that added professional touch to your presentations.

SUPERB PICTURE REPRODUCTION IN BRIGHT LIT ROOMS

Dimming the lights to make your business presentation is a thing of the past. With powerful brightness of 2600-3000lm, you can project crystal clear images in broad daylight and still be able to make that all-important eye contact with your audience.

VERSATILE CONNECTIVITY OPTIONS

The following versatile connectivity, configuration and security options ensure you can connect at a wide variety of venues and settings, and give seamless presentations the way you want them, every time.

Wireless Connectivity* (EB-1775W)

Project PC images wirelessly for hassle-free presentations.

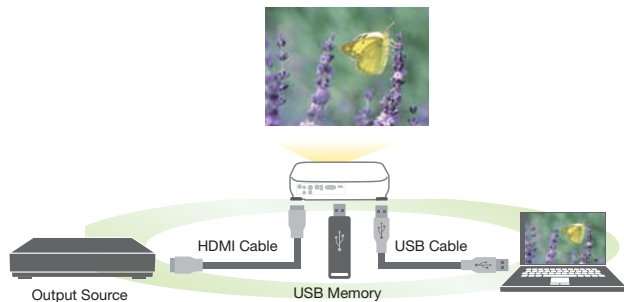
* Optional for EB-1760W/1770W. Not applicable for EB-1750.

USB Display Function

For automatic and convenient presentations, simply connect your computer to the projector via a USB cable. The projector operates on both Mac and Windows operating systems, giving you the convenience to choose your preferred presentation platform.

HDMI Terminal* and PC-free presentation

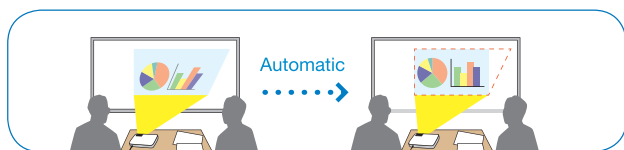
Superbly sharp images and audio are made possible through the built-in HDMI terminal. In addition, you can even view a JPEG slide show file without a PC by simply inserting a USB memory device into the connection on the projector.




* Applicable for EB-1760W/1770W/1775W.

AUTO HORIZONTAL AND VERTICAL KEYSTONE CORRECTION AND SCREEN FIT (EB-1775W)

With EB-1775W, images projected on the screen or wall will be automatically corrected in just a few seconds. Image frame will also automatically match up with the edges of the screen, with a push of the Screen Fit button. You can now set up a presentation with greater ease and convenience.



Auto H/V Keystone Correction



Screen Fit

* EB-1750/1760W/1770W offer manual horizontal and vertical keystone, and auto vertical keystone correction.

EASY SHUT-DOWN

When your presentation is finished, simply turn off, unplug and pack up the projector. No cool-down is required, so you can be ready to move on to your next meeting in no time.

SECURITY FEATURES FOR ADDED PROTECTION

Protect your settings

Lock the control panel buttons so that inquisitive fingers do not accidentally change your fixed settings. The remote control will still be fully operational.

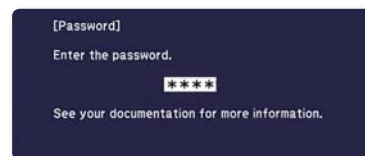
Protect against theft



Secure your projector to a permanent fixture with a wire cable, chain or Kensington lock to prevent theft.

Password protect

With power-on password access, its power can be disabled if your projector is stolen. Without the correct password, your projector cannot be used. The password function shuts down completely after 30 incorrect attempts, so even if the correct password is eventually entered, the projector will not work.



Eco Features

- Equipped with Epson proprietary lamp that is engineered to maximise light usage efficiency
- Uses between 0.38W-0.44W of power in standby mode
- Projector optics employ lead-free lenses
- Unpainted plastic housing reduces the environment impact
- The flame retardants used in the plastic housing do not contain chlorine or bromine

Better Products for a Better Future™

For more information on Epson's environmental programmes, visit www.epson.com/environment

PARTNERS IN PERFECTION

Ultra portable Document Camera ELPDC06



Easily portable; 0.96 kg/2.11 lbs
1.92 megapixels with 15fps
4 x digital zoom
USB powered

Desktop Document Camera ELPDC11



2.2 kg/4.85 lbs
5 megapixels with 30fps
10 x digital zoom
Bundled with microscope adaptor

Interactive Unit ELPIU01



USB powered
Easy interactive function
Simple and easy set up

Colour Light Output

- an easy way to evaluate projector colour output

What is Colour Light Output?

Colour Light Output (CLO) is a specification that provides critical information on a projector's ability to deliver colour. Developed by colour scientists using the same approach as White Light Output (Brightness) measurement, Colour Light Output provides the buyer with additional key information about colour.

Does Brightness measure colour?

No. Current product specifications such as Brightness (or White Light Output), Contrast Ratio and Resolution give no information regarding a projector's ability to reproduce colour. The existing Brightness specification only measures the total amount of White Light projected. It does not measure colour – in fact, many manufacturers artificially boost brightness by adding white light, which dilutes the projector's colour brightness.

Why is Colour Light Output important?

Colour Light Output is critically important because it measures the brightness of Red, Green and Blue. Red, Green and Blue create white when combined in the right proportions. They also comprise the input signal that tells your projector how to reproduce colour images. Beautifully balanced colour is possible when bright Red, Green and Blue combine to produce the brightness equal to White. Colour Light Output provides users with an additional way to evaluate a projector and make more discerning buying decisions.

Is Colour Light Output the same in all projectors?

No. There are vast differences in the Colour Light Output of projectors on the market today. Look at the images below from two competing projectors

3LCD Projector



Image #1*

Brand X



Image #1*



Image #2*



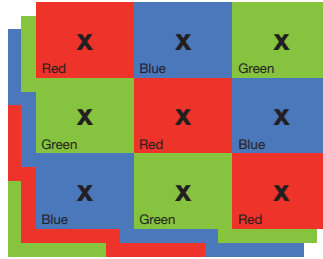
Image #2*

Colour Light Output specification describes the difference in colour between these two projectors.

How is Colour Light Output measured?

X	X	X
X	X	X
X	X	X

Brightness (or White Light Output) measures the total amount of white light projected in lumens on a nine point grid. It does not measure colour.

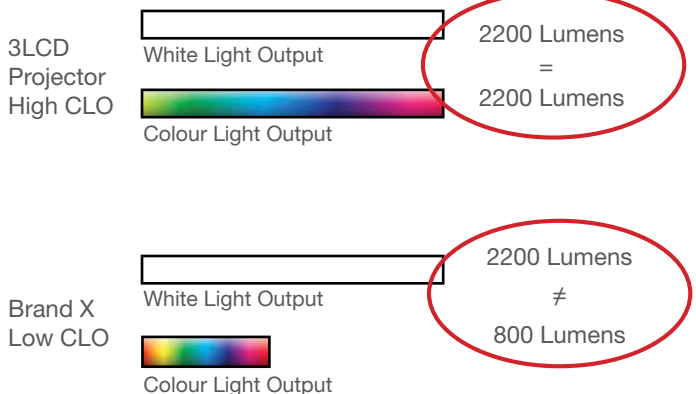


Colour Light Output uses 3 sets of a nine-point grid to measure the primary colours - red, green and blue, using the same approach used to measure White Light Output in lumens.

How should Colour Light Output be used?

Colour Light Output should be used with White Light Output to provide insight into a projector's overall picture quality. Two things to remember:

1. Select High Colour Light Output.
2. Make sure the Colour Light Output equals the White Light Output.



When selecting a projector, ask for the Colour Light Output measurement.

* Actual photographs of images produced by 2 competing projectors run in default mode. Price, Resolution and Brightness (White Light Output) are the same for both projectors.

Epson Revolutionises Projector Market with 3LCD Technology and Leads as World's No.1* Projector Brand for 9 Consecutive Years!

* Based on independent research by Futuresource Consulting

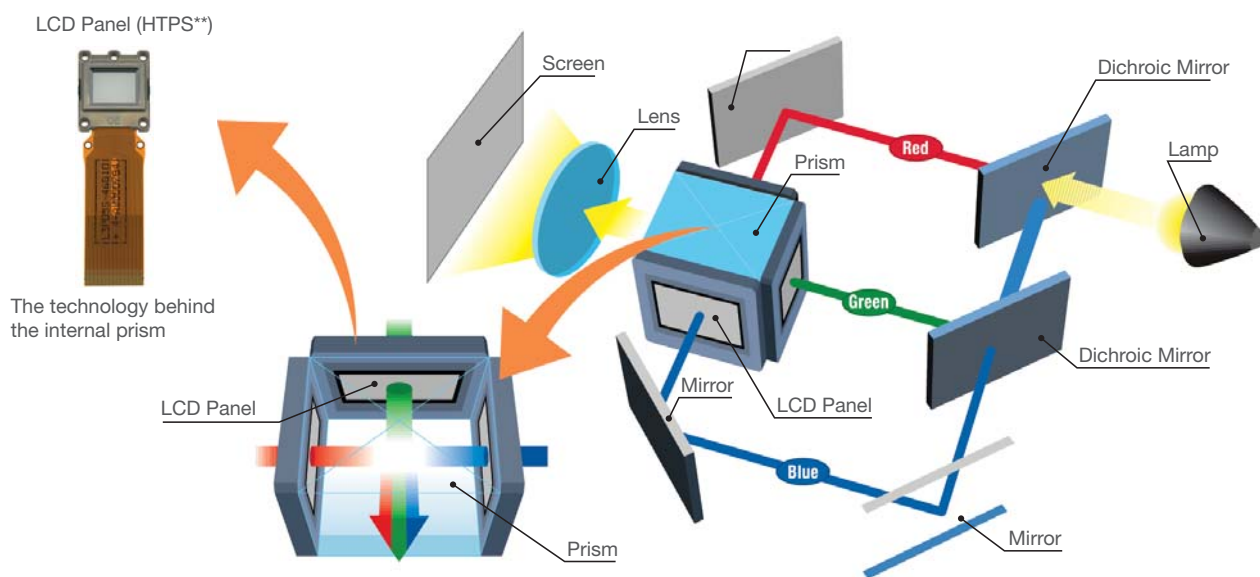
Advantages of 3LCD Projection System

Bright Images and Faithful Colour Reproduction

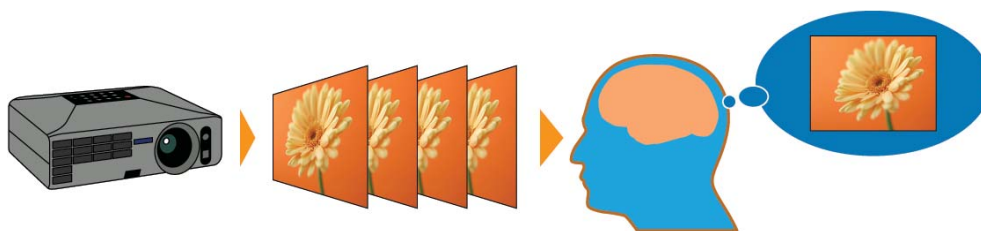
3LCD projectors offer all-time colour (Red, Green and Blue) projection thereby ensuring faithful full colour reproduction. This is suitable for projection of colour intensive images such as videos, photographs and colour charts.

Incredible Details

3LCD projectors are able to produce an unparalleled range of grayscale images, which contributes to delivering incredible colour images that are smooth and seamless.



3LCD projector : RGB are projected at the same time, which makes the single composite image easy on the eyes.



** HTPS (High Temperature Poly-Silicon) is an active matrix transmissive LCD. It is extremely small and produces high-quality images.

Gentle on the Eyes

3LCD projectors' images do not suffer from colour break-up (commonly known as the rainbow effect). The projections are easy on the eyes as you will not be affected by any distorted pattern.

3LCD projectors use 3 separate LCD panels to form a continuous image containing all colours (red, blue and green) ensuring smooth video playback, even for rapid-motion images.

Reliable Technology

With more than 60 million 3LCD chips shipped to date, the powerful and road-tested 3LCD projection technology is extremely reliable, and is trusted by many throughout to deliver sharp and true-to-life images.



EB-1750/1760W/1770W/1775W

SPECIFICATIONS

SUPPLIED ACCESSORIES	MODEL NUMBER	EB-1750	EB-1760W	EB-1770W	EB-1775W												
	PRODUCT CODE	V11H372052	V11H361052	V11H362052	V11H363052												
Power Cable 3.0m Computer Cable 1.8m, D-sub 15pin (Male) D-sub 15pin (Male) USB Cable 3.0m (EB-1760W/1770W/1775W) or 1.8m (EB-1750) Remote Control With AA type Manganese batteries x 2 Wireless LAN Unit ELPAP07 (EB-1775W) Quick Wireless Connection USB Key ELPAP08 (EB-1775W) Epson Projector Software CD-Rom Password Protect Sticker Soft Carrying Case User's Manual	PROJECTION SYSTEM	RGB liquid crystal shutter projection system															
		PROJECTION METHOD	Front / Rear / Ceiling mount														
OPTIONAL ACCESSORIES	SPECIFICATION OF MAIN PARTS	<table border="1"> <tr> <td>LCD SIZE</td> <td>0.55" without MLA (D8) 0.59" with MLA (D8)</td> </tr> <tr> <td>DRIVING METHOD</td> <td>Poly-silicon TFT active matrix</td> </tr> <tr> <td>PIXEL NUMBER</td> <td>786432 dots 1024,000 dots</td> </tr> <tr> <td>NATIVE RESOLUTION</td> <td>(1024 x 768) x 3 (1280 x 800) x 3</td> </tr> <tr> <td>ASPECT RATIO</td> <td>XGA WXGA</td> </tr> <tr> <td>TYPE</td> <td>4:3 16:10</td> </tr> </table>				LCD SIZE	0.55" without MLA (D8) 0.59" with MLA (D8)	DRIVING METHOD	Poly-silicon TFT active matrix	PIXEL NUMBER	786432 dots 1024,000 dots	NATIVE RESOLUTION	(1024 x 768) x 3 (1280 x 800) x 3	ASPECT RATIO	XGA WXGA	TYPE	4:3 16:10
	LCD SIZE	0.55" without MLA (D8) 0.59" with MLA (D8)															
DRIVING METHOD	Poly-silicon TFT active matrix																
PIXEL NUMBER	786432 dots 1024,000 dots																
NATIVE RESOLUTION	(1024 x 768) x 3 (1280 x 800) x 3																
ASPECT RATIO	XGA WXGA																
TYPE	4:3 16:10																
Spare Lamp ELPPL65 Air Filter Set ELPAF31 Wireless LAN Unit ELPAP07 (EB-1760W/1770W) Quick Wireless Connection USB Key ELPAP08 (EB-1760W/1770W)	PROJECTION LENS	<table border="1"> <tr> <td>F-NUMBER</td> <td>1.58 - 1.7</td> </tr> <tr> <td>FOCAL LENGTH</td> <td>13.52mm - 16.22mm</td> </tr> <tr> <td>TYPE</td> <td>230W UHE 205W UHE 230W UHE</td> </tr> <tr> <td>LIFE (NORMAL/ECO)</td> <td>4000 hours / 4000 hours</td> </tr> </table>				F-NUMBER	1.58 - 1.7	FOCAL LENGTH	13.52mm - 16.22mm	TYPE	230W UHE 205W UHE 230W UHE	LIFE (NORMAL/ECO)	4000 hours / 4000 hours				
F-NUMBER	1.58 - 1.7																
FOCAL LENGTH	13.52mm - 16.22mm																
TYPE	230W UHE 205W UHE 230W UHE																
LIFE (NORMAL/ECO)	4000 hours / 4000 hours																
CONNECTOR PANEL	SCREEN SIZE (PROJECTED DISTANCE)	<table border="1"> <tr> <td>30" to 300" [0.72m to 8.77m]</td> <td>30" to 300" [0.67m to 8.18m]</td> </tr> </table>				30" to 300" [0.72m to 8.77m]	30" to 300" [0.67m to 8.18m]										
	30" to 300" [0.72m to 8.77m]	30" to 300" [0.67m to 8.18m]															
1 Video 2 Computer Input 3 USB (Type B) 4 USB (Type A) 5 HDMI 6 Audio	BRIGHTNESS*	<table border="1"> <tr> <td>LIGHT OUTPUT (NORMAL/ECO)</td> <td>2600 lm / 1400 lm</td> <td>2600 lm / 1700 lm</td> <td>3000 lm / 1700 lm</td> </tr> <tr> <td>COLOUR LIGHT OUTPUT (NORMAL/ECO)</td> <td>2600 lm / 1400 lm</td> <td>2600 lm / 1700 lm</td> <td>3000 lm / 1700 lm</td> </tr> </table>				LIGHT OUTPUT (NORMAL/ECO)	2600 lm / 1400 lm	2600 lm / 1700 lm	3000 lm / 1700 lm	COLOUR LIGHT OUTPUT (NORMAL/ECO)	2600 lm / 1400 lm	2600 lm / 1700 lm	3000 lm / 1700 lm				
LIGHT OUTPUT (NORMAL/ECO)	2600 lm / 1400 lm	2600 lm / 1700 lm	3000 lm / 1700 lm														
COLOUR LIGHT OUTPUT (NORMAL/ECO)	2600 lm / 1400 lm	2600 lm / 1700 lm	3000 lm / 1700 lm														
EB-1750 EB-1760W/1770W/1775W	CONTRAST RATIO*	2000:1															
	SOUND OUTPUT	1W monoaural															
	KEYSTONE CORRECTION	<table border="1"> <tr> <td>VERTICAL</td> <td>Yes (Auto / Manual)</td> </tr> <tr> <td>HORIZONTAL</td> <td>Yes (Manual)</td> </tr> <tr> <td>SCREEN FIT</td> <td>N/A</td> </tr> </table>				VERTICAL	Yes (Auto / Manual)	HORIZONTAL	Yes (Manual)	SCREEN FIT	N/A						
VERTICAL	Yes (Auto / Manual)																
HORIZONTAL	Yes (Manual)																
SCREEN FIT	N/A																
	NETWORK FOR PROJECTION	<table border="1"> <tr> <td>WIRED LAN TERMINAL</td> <td>N/A</td> </tr> <tr> <td>WIRELESS QUICK WIRELESS CONNECTION (FOR WINDOWS) SUPPORTED SPEEDS</td> <td>N/A N/A</td> </tr> <tr> <td></td> <td>Optional IEEE 802.11b: 11Mbps** IEEE 802.11g: 54Mbps** IEEE 802.11n: 130Mbps**</td> </tr> </table>				WIRED LAN TERMINAL	N/A	WIRELESS QUICK WIRELESS CONNECTION (FOR WINDOWS) SUPPORTED SPEEDS	N/A N/A		Optional IEEE 802.11b: 11Mbps** IEEE 802.11g: 54Mbps** IEEE 802.11n: 130Mbps**						
WIRED LAN TERMINAL	N/A																
WIRELESS QUICK WIRELESS CONNECTION (FOR WINDOWS) SUPPORTED SPEEDS	N/A N/A																
	Optional IEEE 802.11b: 11Mbps** IEEE 802.11g: 54Mbps** IEEE 802.11n: 130Mbps**																
	OPERATING TEMPERATURE	5 °C to 35 °C <41 °F to 95 °F> (20% - 80% Humidity)															
	OPERATING ALTITUDE	0m to 2286m <0ft to 7500ft> (over 1500m / 4,921ft: with High altitude mode)															
	STORAGE TEMPERATURE	-10 °C to 60 °C <14°F to 140 °F> (10% - 90% humidity, unfrozen)															
	DIRECT POWER ON / OFF	Yes / Yes															
	START-UP PERIOD	Less than 7.2 seconds															
	COOL-DOWN PERIOD	Instant off															
	POWER SUPPLY VOLTAGE	100 - 240V AC +/- 10%, 50/60 Hz															
	POWER CONSUMPTION	<table border="1"> <tr> <td>220 - 240V LAMP ON</td> <td>304 W</td> <td>278 W</td> <td>304 W</td> </tr> <tr> <td>STANDBY (NETWORK OFF)</td> <td>0.44 W</td> <td></td> <td></td> </tr> </table>				220 - 240V LAMP ON	304 W	278 W	304 W	STANDBY (NETWORK OFF)	0.44 W						
220 - 240V LAMP ON	304 W	278 W	304 W														
STANDBY (NETWORK OFF)	0.44 W																
	DIMENSION	<table border="1"> <tr> <td>EXCLUDE FEET (D X W X H)</td> <td colspan="3">210 x 292 x 44 mm (8.27" x 11.5" x 1.73")</td> </tr> </table>				EXCLUDE FEET (D X W X H)	210 x 292 x 44 mm (8.27" x 11.5" x 1.73")										
EXCLUDE FEET (D X W X H)	210 x 292 x 44 mm (8.27" x 11.5" x 1.73")																
	WEIGHT	<table border="1"> <tr> <td></td> <td>1.66 kg/3.66 lb</td> <td>1.68 kg/3.70 lb</td> <td>1.71 kg/3.77 lb</td> </tr> </table>					1.66 kg/3.66 lb	1.68 kg/3.70 lb	1.71 kg/3.77 lb								
	1.66 kg/3.66 lb	1.68 kg/3.70 lb	1.71 kg/3.77 lb														
	FAN NOISE	<table border="1"> <tr> <td>BRIGHTNESS CONTROL: HIGH</td> <td>40 dB</td> <td>37 dB</td> <td>40 dB</td> </tr> <tr> <td>BRIGHTNESS CONTROL: LOW</td> <td>30 dB</td> <td>30 dB</td> <td>30 dB</td> </tr> </table>				BRIGHTNESS CONTROL: HIGH	40 dB	37 dB	40 dB	BRIGHTNESS CONTROL: LOW	30 dB	30 dB	30 dB				
BRIGHTNESS CONTROL: HIGH	40 dB	37 dB	40 dB														
BRIGHTNESS CONTROL: LOW	30 dB	30 dB	30 dB														

EPSON is the registered trademark of Seiko Epson Corporation.

All other product names and other company names used herein are for identification purposes only and are the trademarks or registered trademarks of their respective owners.

EPSON disclaims any and all rights in those marks. Scan/Print samples shown herein are simulations. The actual product design and contents may vary. Specifications are subject to change without notice.

PROJECTION DISTANCE / EB-1750

4:3 Screen Size	Shortest (Wide)	Longest (Tele)	Offset
X (screen size / dimension) 60" / 120 cm x 91 cm 41.2" x 35.4"	145/57	174/69	10/4.1
80" / 160 cm x 120 cm 65.0" x 47.2"	194/76	233/92	14/5.4
100" / 200 cm x 150 cm 78.7" x 59.1"	242/95	291/115	17/6.8
200" / 410 cm x 300 cm 161.4" x 118.1"	486/192	584/230	34/13.5
300" / 610 cm x 450 cm 240.9" x 181.1"	730/288	877/345	51/20.3

PROJECTION DISTANCE / EB-1775W/1770W/1760W

16:10 Screen Size	Shortest (Wide)	Longest (Tele)	Offset
X (screen size / dimension) 60" / 130 cm x 81 cm 51.0" x 45.0"	135/53	162/64	7/2.9
80" / 170 cm x 110 cm 67.0" x 49.0"	181/71	217/85	10/3.9
100" / 220 cm x 130 cm 87.0" x 51.0"	226/89	271/107	12/4.8
200" / 430 cm x 270 cm 169.0" x 106.0"	454/179	545/214	24/9.6
300" / 640 cm x 400 cm 322.0" x 157.48"	681/268	818/322	37/14.4